



FEED MIXING EQUIPMENT

Designed and built by the Davis family for four generations

We are dedicated to product quality, reliability, longevity and personal attention to each customer. We realize that our future depends on satisfied customers.

Davis Mixers are built with a wide variety of options to suit the needs of almost every customer application.

These options include:

- Agitator (ribbon, ribbon and paddle or paddle)
- Drives (chain or gear box)
- Outlets (location, type, multiple)
- Inlets (lids, grate, ports)
- Scales (mechanical, platform or load cell)
- Legs (built on or bolt on)
- Liquid handling equipment

Contact us for more details as well as pricing.



Heavy Duty Model HD-30 with optional foot mounted gear box and 25 H.P. Motor. Shown with protective guards removed.

Super Duty Model SD-10 with optional foot mounted gear box and 20 H.P. Motor. Shown with protective guards removed.



10' Angle Loading Auger with hopper and motor. Many capacities and lengths are available for loading and unloading mixers.



Designed and built for four generations by a family-owned business dedicated to product quality, reliability, longevity and personal attention to each customer. Quality is our heritage. And, our future. Good enough won't do.
It must be right!

Davis Mixers can be built on high legs with a bagging scale installed directly on the mixer's outlet. This is most popular when mixing feed containing molasses since this type of feed is difficult to convey and store.



Standard Duty Model S-30
with high legs, manual bagging scale and 15 H.P. Motor. Shown with protective guards removed.

Davis Mixers can be scale mounted to weigh each ingredient as you load the mixer. It can be a four point electronic scale as shown to the right. They can also be mounted on a legal for trade mechanical or platform scale.

Heavy Duty Model HD-10

with high legs, manual bagging scale, bag closing conveyor with sewing head and 15 H.P. Motor. Shown with protective guards removed.



Super Duty Model SD-30

with high legs, four point electronic scale and 40 H.P. Motor. Shown with protective guards removed.



The most popular drive option for feed mixing is the foot mounted gear reducer. This drive consists of the motor coupled directly to the gearbox with a slow speed chain drive from the gearbox output shaft to the mixer's main shaft. This drive is rated at Class II for 12+ hours of service/day and will provide many years of dependable service with minimal maintenance.

The foot mounted gear drive can be mounted on either side of the mixer or underneath, whichever is most convenient for your installation.

Heavy Duty Model HD-10

with high legs, foot mounted gear drive and 15 H.P. Motor. Shown with protective guards removed.



Standard Duty Model S-60

with 350 cu.ft. surge tank, foot mounted gear drive and 40 H.P. Motor. Shown with protective guards removed.



We use only high quality, name brand drive components. Our mixer's main shafts are solid through the length of the tank.

Surge Tank

with 290 cu.ft. capacity with horizontal discharge auger.






H. C. DAVIS SONS Manufacturing Co., Inc.

www.hcdavis.com


info@hcdavis.com



The paddle agitator is the most versatile of our agitators. It will thoroughly mix feed with a wide variety of ingredients including roughage, whole oats, hay, ground grains, ear corn and high percentages of molasses. It's best application is for cattle, horse, dairy and sheep feeds.

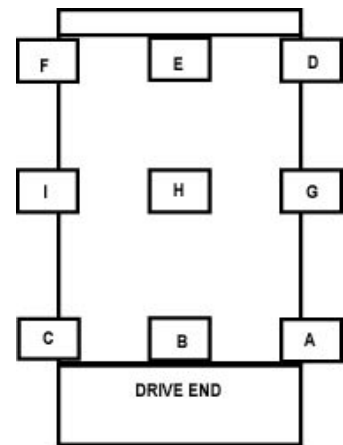


Our Double Ribbon agitator is very efficient. It will thoroughly mix pork and poultry feed in only 2 to 3 minutes. It works best with feed containing ground grains and concentrates as well as liquid fat.



Davis Ribbon and Paddle Agitator is just as efficient as the Double Ribbon Agitator at a reduced cost. The reverse paddles serve as the posts to support the forward ribbons. The mix time is only 2 to 3 minutes for most feed rations.

OUTLET LOCATIONS



MULTIPLE OUTLETS



Outlets shown in position "E" and "D"

Mixing Capacity:

Cubic Feet	6	12	18	30	60	90	115	175/150	230/180	300/250	350/330	400/360	460	515	575
Cubic Meters	0.2	0.3	0.5	0.9	1.7	2.6	3.3	5.0/4.2	6.5/5.1	8.5/7.1	9.9/9.3	11.3/10.2	13	14.6	16.3
STANDARD DUTY MODEL	S-1	S-2	S-3	S-5	S-10	S-20	S-30	S-40	S-60	S-80	S-100	S-120	S-140	S-160	S-200
H. P. Required	1.5	2	2	5	10	10	15	30	40	40	50	60	75	100	125
HEAVY DUTY MODEL	HD-1	HD-2	HD-3	HD-5	HD-10	HD-20	HD-30	HD-40	HD-60	HD-80	HD-100	HD-120	N/A	N/A	N/A
H. P. Required	2	3	3	5	15	20	25	40	40	50	75	100			
SUPER DUTY MODEL	SD-1	SD-2	SD-3	SD-5	SD-10	SD-20	SD-30	SD-40	SD-60	SD-80	SD-100	N/A	N/A	N/A	N/A
H. P. Required	3	5	5	10	20	30	40	40	60	75	125				

Mixing Capacity in Pounds Based On Ingredients Averaging:

35# per cu. ft.	200	400	600	1,000	2,000	3,000	4,000	6,000	8,000	10,000	12,000	14,000	16,000	18,000	20,000
50# per cu. ft.	300	600	900	1,500	3,000	4,500	5,750	7,500	9,000	12,500	16,500	18,000			
70# per cu. ft.	420	840	1,260	2,100	4,200	6,300	8,050	10,500	12,600	17,500	23,100				

STANDARD DUTY MIXERS

35 pounds per cubic foot represents the maximum bulk density that our Standard Duty Mixers are designed to process. The Standard Duty Mixer can handle feed with up to 10% liquid fat or oil.

HEAVY DUTY MIXERS

50 pounds per cubic foot represents the maximum bulk density that our Heavy Duty Mixers are designed to process. The Heavy Duty Mixer can handle feed with up to 20% liquid fat, oil or molasses, as well as up to 10% short cut hay or silage.

SUPER DUTY MIXERS

70 pounds per cubic foot represents the maximum bulk density that our Super Duty Mixers are designed to process. The Super Duty Mixer is used for premix, minerals, concentrates and feed with up to 30% liquid fat, oil or molasses, as well as up to 30% short cut hay or silage.